



ASCENDER
ELEVATING TECHNOLOGY SOLUTIONS

Early Comp/EOY GPA Class Rank Review

April 9, 2026

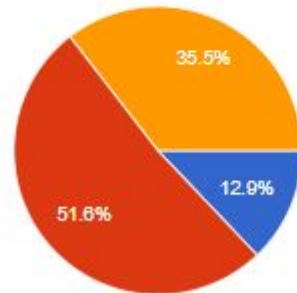


SUPPORTING THE TEXAS EDUCATION COMMUNITY

This training is meant to be a refresher on the steps to calculate GPA/Class Rank for Early Computation (typically done at the end of the 5th six weeks) and the end of the school year calculations.

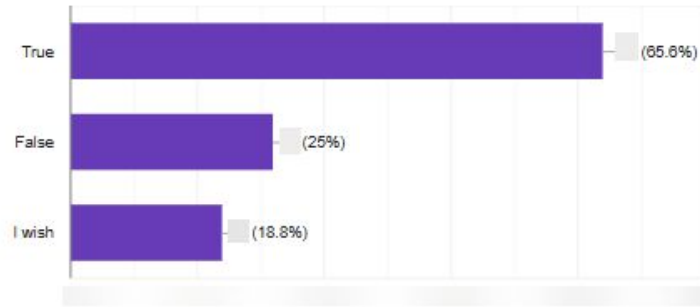
This training will focus on how the software was developed and intended to be used, not to address individual LEA scenarios. Images and examples provided in this training are for informational purposes only and may not completely represent individual LEA processes. Software functionality, user interface, and any coding referenced may have changed or appear differently since the date of this publication.

What type of campus do you work for?

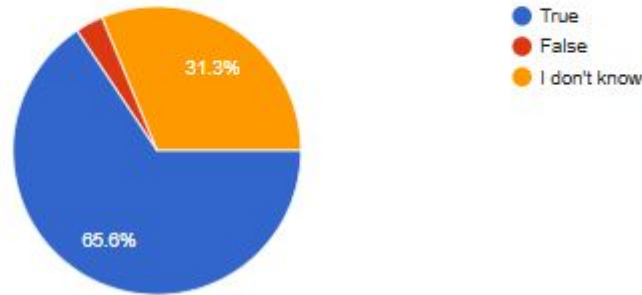


- Middle School
- High School
- K-12 Campus (all grade levels fall under 1 campus in ASCENDER)

I know exactly where our Campus Grading Policy (ie GPA Class Rank portion) is and have reviewed it to make sure that ASCENDER is setup to match what it says.



The GPA and Class Rank Process is up to date at my campus through the end of the first semester and we have confirmed the calculations to be correct.



- [ASCENDER Grade Reporting: Run Grade Averaging, Class Rank & Print AAR's](#)
- [ASCENDER Grade Reporting: Recalculate Historical Grade Averages](#)
- [Managing Historical Grades Examples](#)
- [AAR \(Transcript Cheat Sheet\)](#)
- [ASCENDER Student Year at a Glance](#)
- [**TAA Letter \(March 26, 2026\)** - Senate Bill 1191 Calculation of High School Grade Point Average](#)

This training assumes:

You are familiar with the basic features of the ASCENDER Student system and have reviewed the [ASCENDER Student Overview guide](#) and have a working understanding of the guides on the previous slide.

You have reviewed (or will) district and campus GPA/Class Rank Policy to ensure that ASCENDER setup and procedures adhere to guidelines.

You have completed the [end of cycle grading process](#) (ie 5th six weeks) for early computation gpa/class rank OR [end of year grading process](#) for final end of year gpa/class rank to ensure that all cycle, exam, and semester grades have been verified.

The following items have been reviewed/completed:

- Set campus-level grade reporting options
- Set up and verified grade averaging tables
- Verify course settings in district master schedule
- Entered any exceptions for individual students
- Historical course grade information has been entered on the student (data entered and GPA calculations done on prior yr xfer tab for student)
- 1st semester gpa/class rank process completed and reviewed

The Grade Averaging and Class Ranking process assists in determining the following:

- Determining the students Current Year GPA totals
- Determining the Students Cumulative Grade Average and Class Ranking
- Determining the Valedictorian and Salutatorian for the district
- Can be used to determine GPA total for other purposes (ie National Honor Society, Local Scholarships)

- TEA provides no specific guidelines for class ranking, therefore the process can vary greatly between districts. The district's GPA policy should be outlined in the student handbook or a similar publication.
 - This may change!!! - [TAA Letter \(March 26, 2026\)](#) - [Senate Bill 1191 Calculation of High School Grade Point Average](#)
- ***Campuses should review the local policy to determine how and when the computation should be run*** (for example: Valedictorian and Salutatorian, Highest-Ranking Graduate/Honor Graduate Certificate, or if 12th grade calculations should be rerun at the end of the year with the other grade levels)
- If the district runs both numeric and grade point averaging, review the local policy to determine which one should be run last.

When is the GPA/Class Rank process run?

- End of Semester 1 (should have already happened)
- During the 2nd semester for early computation (may vary by district/campus policy, ie end of 5th six weeks most common)
- At the end of the school year for semesters 1 and 2

BASIC STEPS TO RUN EARLY COMP GPA CLASS RANK

Running Current Year GPA calculations - **STEP 1**

Utilities > Grade Averaging and Class Ranking

School Year: 2024-2025 Campus: 001

Campus Control Information

Grade used for Averaging = Semester
 Compute 4 pt = Yes, and Include 0 Wgt Crs
 Incl WD Stu in Avg = No
 Incl WD Stu in Rank = No

H.S. Credit Lvl Courses for Middle School

Yes No

Grade Levels: 06 07 08

Process

Grade Point Grade Averaging
 Numeric Grade Averaging

Include Courses from Other Campuses

Grade Levels **Track** **Report Sort Order**

09
10
11
12

A Alpha

(Use cntrl/click to select multiple grade levels.)

All Grade Levels

Print Credit Verify Course Entry Dates

Exclude students from ranking if taking a crs that excludes him from HR

Normal Max (to flag any student with excessive courses)

If Graduated WD Students are to be included, enter the WD Cd
 01 Graduated from a Campus in this District or Charter 01

Early Computation

Sem 1
 Sem 2
 Sem 3
 Sem 4

Sem 2/Cyc1
 Sem 2/Cyc2
 Sem 3/Cyc1

Tip: If you haven't run this for end of sem1 then only the sem1 box would be checked or if you are running at the end of the year sem 1 and sem 2 would be checked but nothing under early computation.

Execute

GR > Utilities > Grade Averaging & Class Ranking (**Current Year)

- A. H.S. Credit Level Courses for Middle School
- B. Process
- C. Semester(s) and Early Computation Selections - **Screenshot shows Early Computation Selections are made**
- D. Grade Levels, Track, Report Sort Order
- E. Other Options (most common is - If Graduated WD Students are to be included, enter the WD code - typically 01)

Click Execute

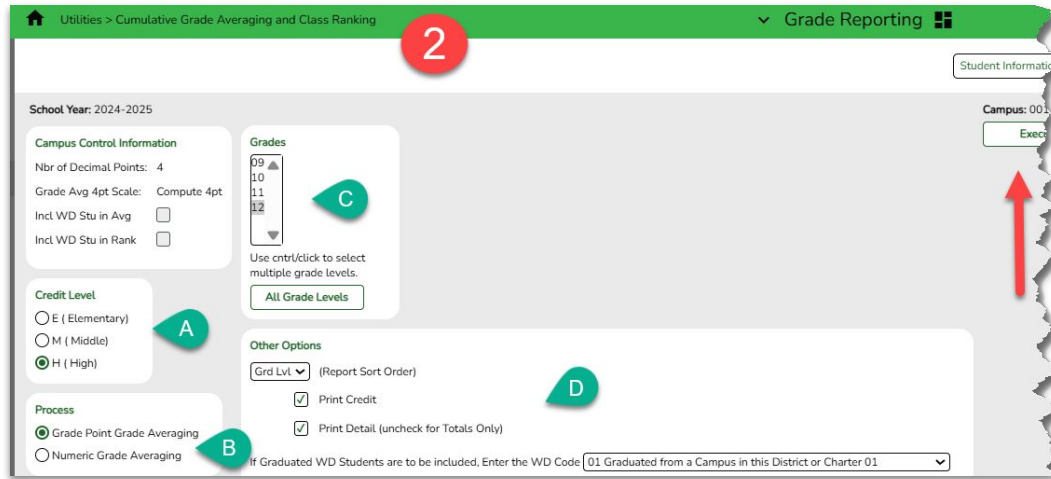
BASIC STEPS TO RUN EARLY COMP GPA CLASS RANK



After clicking execute it will take a few moments and then multiple reports will display. Click **Print** button to get reports to review for errors and for reasonableness:

Date Run: 4/6/2025 08:30:25	Grade Point Grade Averaging Error Report	Program ID: Grd Avg/Class	
Cnty-Dist: TST-160	001 School	Page: 1 of 9	
Campus: 001	Sch Year: 2025		
Stu ID	Course	Sec	Error Message
000017	7104	06	Semester grade of blank calculates as zero.
000017	7205	05	Semester grade of blank calculates as zero.
000017	7305	07	Semester grade of blank calculates as zero.
000017	7406	01	Semester grade of blank calculates as zero.

Run Cumulative GPA Calculations - **STEP 2:**



GR > Utilities > Cumulative Grade Averaging & Class Ranking

- A. Credit Level (Example: H for High school. This will tell the utility to look at the yearly totals on the student's grd avg tab that have a credit level of H to calculate a cumulative GPA)
- B. Process
- C. Grades
- D. Other Options (most common is - If Graduated WD Students are to be included, enter the WD code - typically 01)

Click Execute

BASIC STEPS TO RUN EARLY COMP GPA CLASS RANK

Cumulative Reports will display/preview on new browser tabs

Date Run: 4/6/2025 9:08 AM
 Cnty-Dist: TST-160
 Campus: 001

Cumulative Grade Averaging Report
 Options Selected
 001 School
 Sch Year: 2025

Grade Levels: 12
 Years Selected:

Sort Order: Grd Lvl
 Nbr Decimal Pts: 4

Review Options

First ◀ ▶ Last

Date Run: 4/6/2025 09:08 AM
 Cnty-Dist: TST-160
 Campus: 001

Grade Averaging Cumulative Report (GP)
 001 School
 Sch Year: 2025

Program ID: SGR3250
 Page: 1 of 6

Student Name	Stu ID	Grd	Cntrl #	Sex	Birthdate	Crdt Lvl	Year	Credit	Crs Factor	Total Value	4-Pt Avg	Average	Class Position	Qua
Brookins, Angelica E.	007669	12		F	Dec 27, 2006	H	21-22	8.0	14	45.9000	4.0000	3.2785	1 of 61	
						H	22-23	8.0	14	47.0000	3.9375	3.3571		
						H	23-24	8.0	16	55.5000	3.8750	3.4687		
						H	24-25	1.5	9	13.6000	1.7272	1.5111		
						Total:			25.5	53	162.0000	3.5254		
Wilhite, Esperanza J.	007680	12		F	Jun 06, 2007	H	21-22	10.0	18	55.2500	3.3000	3.0694	2 of 61	
						H	22-23	7.5	13	43.6000	3.5625	3.3538		
						H	23-24	7.5	15	54.1000	4.0000	3.6066		
						H	24-25	0.0	8	0.0000	0.0000	0.0000		
						Total:			25.0	54	152.9500	3.0000		

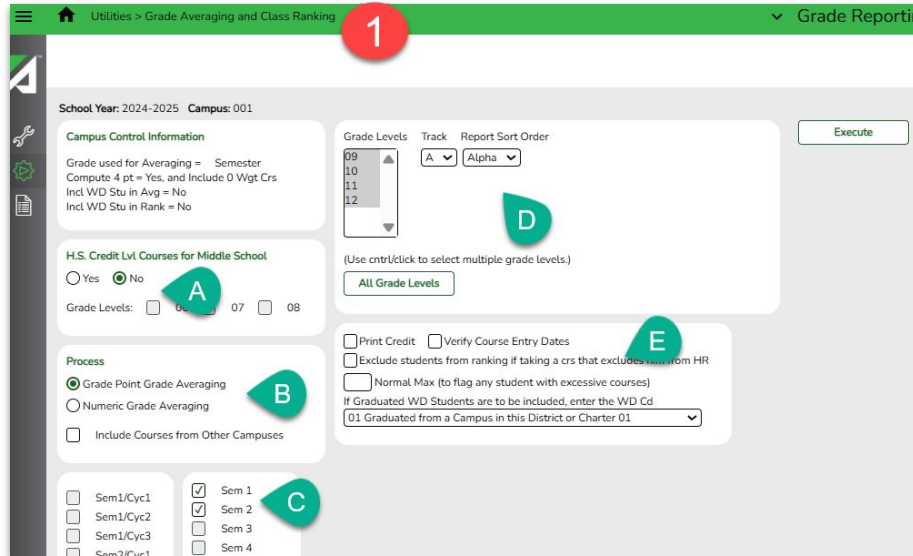
Cumulative Report displays:

- A. Does Class Position seem reasonable?
- B. Do yearly totals look reasonable? **In this example, can you explain why the student only has a crs factor of 9.**
- C. Additional reports to verify for accuracy include SGR2075, SGR2070, and SGR2060. These help break down the totals for the student for each course they took.

BASIC STEPS TO RUN End of Year GPA CLASS RANK

Run Current Year GPA calculations - **STEP 1:**

GR > Utilities > Grade Averaging & Class Ranking

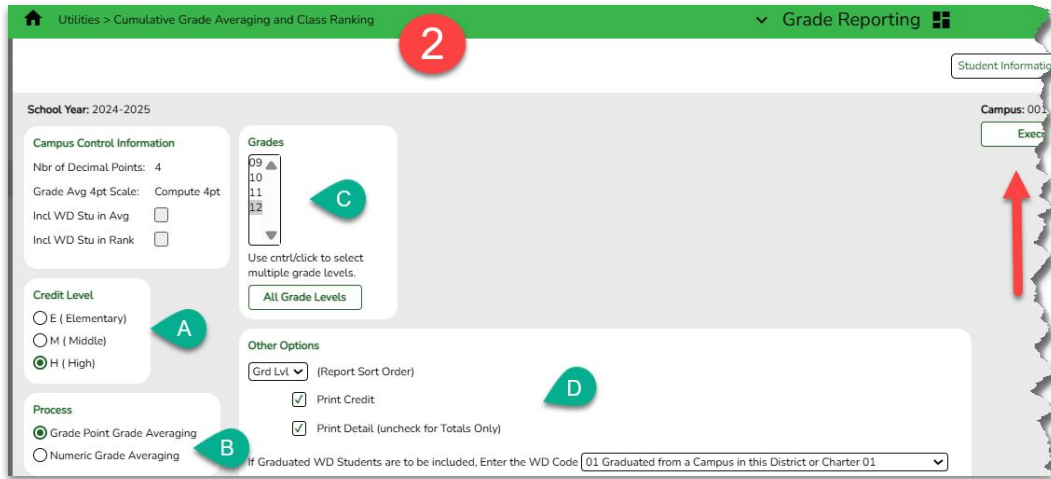


- A. H.S. Credit Level Courses for Middle School
- B. Process
- C. Semester(s) and Early Computation Selections - **NO EARLY Computation Selections, just Sem 1 and 2**
- D. Grade Levels, Track, Report Sort Order
- E. Other Options (Include graduates is most common, printing credits can be helpful at the end of the year)

Click Execute

Print reports to review for errors and for reasonableness.

Run Cumulative GPA Calculations - **STEP 2:**



GR > Utilities > Cumulative Grade Averaging & Class Ranking

- A. Credit Level
- B. Process
- C. Grades
- D. Other Options

Click Execute

Print reports to review for errors and for reasonableness

- **Current Year:** Grade Reporting > Utilities > Grade Averaging and Class Ranking
- **Cumulative:** Grade Reporting > Utilities > Cumulative Grade Averaging and Class Ranking
- **Historical:** Grade Reporting > Utilities > Historical Grade Averaging and Class Ranking
OR on Individual - Grade Reporting > Maintenance > Student > Individual Maintenance - Cumulative Courses Tab)

When?

Why?

What?

RUNNING **CURRENT YEAR** UTILITY - WHEN, WHY, WHAT?

Current Year: Grade Reporting > Utilities > Grade Averaging and Class Ranking

- **When to Run?**

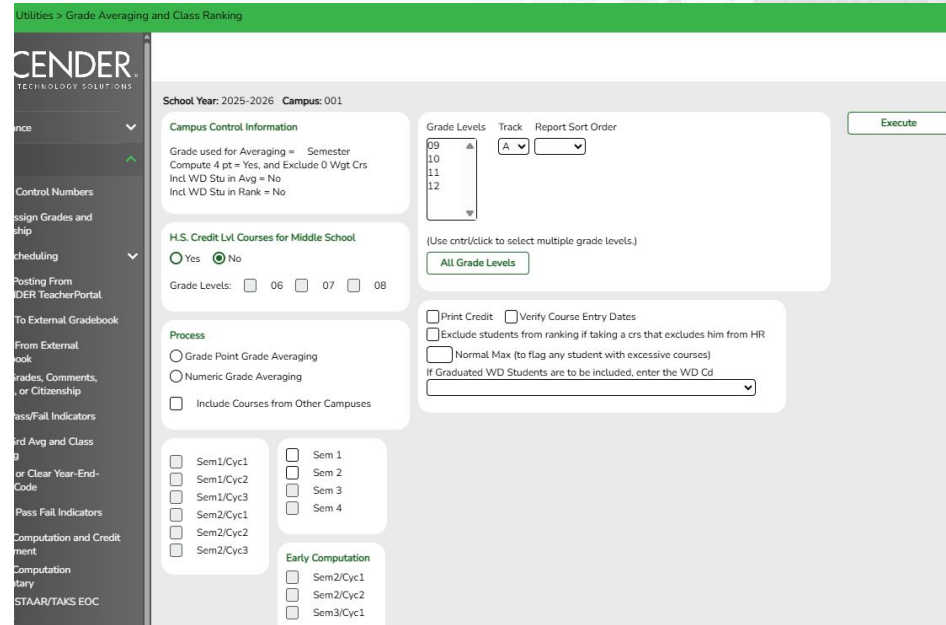
- End of 1st semester
- End of 5th six weeks (typically for seniors)
- End of year (9th-11th, refer to policy to determine if rerun for Seniors)

- **Why?**

- To update the current year GPA totals for specific times during the year

● What to Remember?

- Are you running for H.S credit level courses taken at JH?
- What process? This means which GPA table set up are you using.
- Are students that have already graduated suppose to be included? Choose the correct w/d code (usually - 1 graduated)



Utilities > Grade Averaging and Class Ranking

School Year: 2025-2026 Campus: 001

Campus Control Information

Grade used for Averaging = Semester
 Compute 4 pt = Yes, and Exclude 0 Wgt Crs
 Incl WD Stu in Avg = No
 Incl WD Stu in Rank = No

H.S. Credit Lvl Courses for Middle School

Yes No

Grade Levels: 06 07 08

Process

Grade Point Grade Averaging
 Numeric Grade Averaging

Include Courses from Other Campuses

Early Computation

Sem 2/Cyc1
 Sem 2/Cyc2
 Sem 3/Cyc1

Grade Levels Track Report Sort Order

09
10
11
12

(Use ctrl/click to select multiple grade levels.)

Print Credit Verify Course Entry Dates
 Exclude students from ranking if taking a crs that excludes him from HR
 Normal Max (to flag any student with excessive courses)
 If Graduated WD Students are to be included, enter the WD Cd

RUNNING **CUMULATIVE** UTILITY - WHEN, WHY, WHAT?

Cumulative: Grade Reporting > Utilities > Cumulative Grade Averaging and Class Ranking

- **When to Run?**

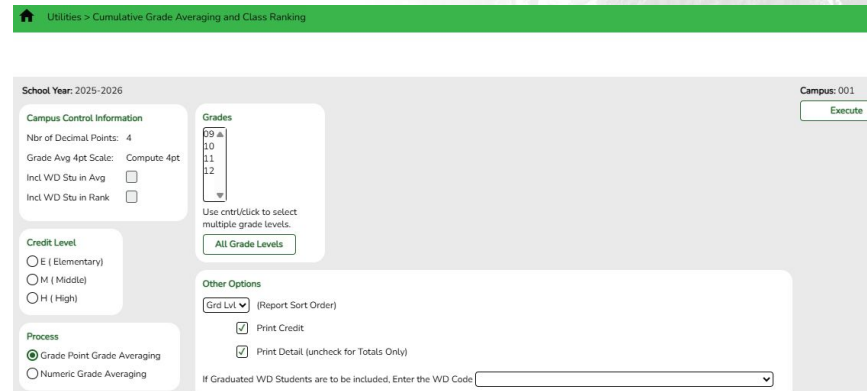
- End of 1st semester
- End of 5th six weeks
- End of year
- Typically **AFTER** the current year GPA utility and/or the historical gpa utility is completed

- **Why?**

- To determine cumulative class rank for groups (grade levels) of students

● What to Remember?

- System uses the yearly totals on the student's grd avg tab to arrive at a cumulative calculation
- If the student's individual years have been reviewed for accuracy then the cumulative total will be correct
- Are students that have already graduated suppose to be included?
Choose the correct w/d code (usually - 1 graduated)



Utilities > Cumulative Grade Averaging and Class Ranking

School Year: 2025-2026

Campus: 001

Execute

Campus Control Information

Nbr of Decimal Points: 4

Grade Avg 4pt Scale: Compute 4pt

Incl WD Stu in Avg

Incl WD Stu in Rank

Credit Level

E (Elementary)

M (Middle)

H (High)

Process

Grade Point Grade Averaging

Numeric Grade Averaging

Grades

09
10
11
12

Use ctrl/click to select multiple grade levels.

All Grade Levels

Other Options

Grid Lvl (Report Sort Order)

Print Credit

Print Detail (uncheck for Totals Only)

If Graduated WD Students are to be included, Enter the WD Code

RUNNING **HISTORICAL** UTILITY - WHEN, WHY, WHAT?

Historical: (Mass) Grade Reporting > Utilities > Historical Grade Averaging and Class Ranking
OR (Individual) - Grade Reporting > Maintenance > Student > Individual Maintenance -
Cumulative Courses Tab)

- **When (situational)?**

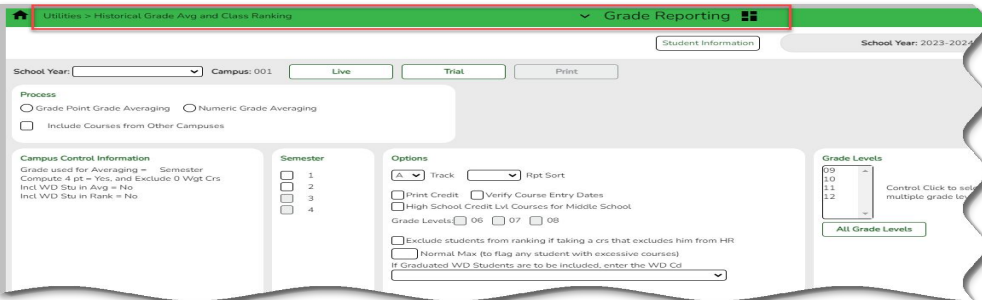
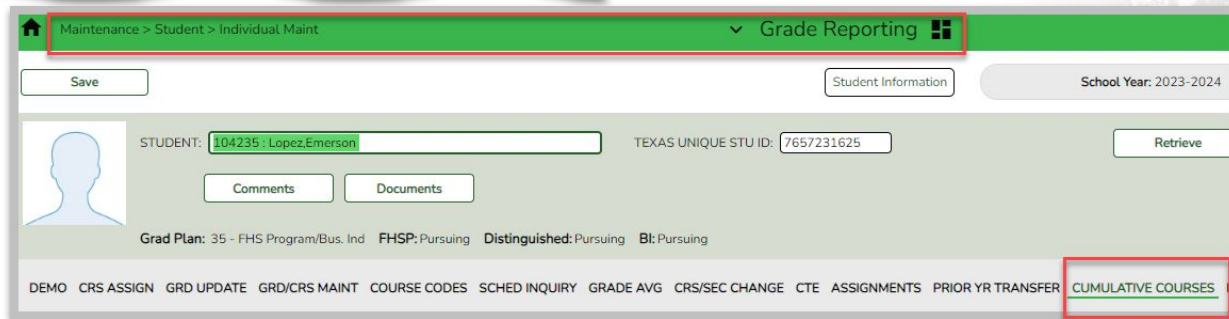
- Changes to a student's historical grade for a course (cumulative courses tab, xfer students)
- "Summer School" course entry is needed on prior year xfer tab
- District Course fields (ie Tot Credits, Credit Level, GA Table, or GA Wgt) are changed

- **Why?**
 - To update mistakes made to previous year student(s) course grade information and update the gpa totals for the year(s) affected
 - Run the trial to verify changes before doing live run
 - **Once historical utility is run then the cumulative gpa utility typically will need to be run to include the updated totals for the historical year**

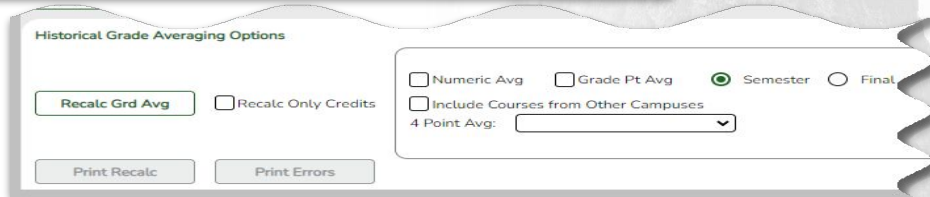
- **What Triggers the Need to Run?**
 - Data is reviewed by campus and change is needed (ie mistake is discovered when reviewing the SGR2075 report)
 - **Rerun SGR2075 report to review once changes are made and historical utility (Mass or Individual is run)**

RUNNING HISTORICAL UTILITY - WHEN, WHY, WHAT?

By Group

By Individual



RUNNING UTILITIES - COMMON MISTAKES

- Current Year Utility Run at the **wrong time**
 - Example: Run at the beginning of the school year or at the end of the 2nd six weeks (no semester grade exists)
- Any of the 3 GPA Utilities are run with the wrong settings selected
 - **Example: Grade Point Grade Averaging Selected** when should have selected Numeric Grade Averaging Process
- Run the wrong utility when corrected/updated data made on student or group of students
 - Example: Change is made to course ga wgt and/or table in **historical year** and you run the **current year utility** by mistake

- Not run at the end of the year for all grade levels
 - Seniors are priority, so 9th-11th will sometimes get forgotten at the end of the year
- Grades not entered for Dual Credit courses
 - When included in GPA policy to count, DC course grades are needed to ensure they factor into the calculations during early computation
 - **Get and Enter grade(s) on student(s) (4th and 5th six weeks)**
 - **EXCLUDE on individual student/Grd Crs Main tab - GPA Override using & exclude (temporary change) OR**
 - **Put 0 on district course in gpa wgt field (temporary change)**
- Middle school campus doesn't run current year utilities for students taking HS credit level courses

Helpful **Reports** to Troubleshoot GPA Calculations

Know the parameter settings and the time of year you are running the report for. Some critical parameters to understand are:

- A. Know the method (N = numeric or G = grade point)
- B. **CRITICAL TO USE CORRECT SETTINGS:** Select the correct “If grades used = Sem or Cycle” parameters depending on when you are running the report.
 - i. **End of 1st semester** -
 - 1. If Grades Used = Sem, Include Sem 1 (Y/N) = **Y**
 - ii. **End of 5th six weeks for Early Comp** -
 - 1. If Grade Used = Sem, Include Sem 1 (Y/N), = **Y**
 - 2. If Grade Used = Cyc, Include Sem 2, Cycl 1 (Y,N) = **Y**
 - 3. and = If Grade Used = Cyc, Include Sem 2, Cycl 2 (Y,N) = **Y**
 - iii. **End of Year** -
 - 1. If Grade Used = Sem, Include Sem 1 (Y/N), = **Y**
 - 2. and If Grade Used = Sem, Include Sem 2 (Y/N), = **Y**
- C. Credit Level (Enter E, M, or H)

If parameters are NOT correct the data reviewed on the report will not match the setting you chose when running the Current Year GPA Class Rank Utility.

Note: Student Prior year xfer tab course level data isn't included on report (only totals). This data must be reviewed on student's prior yr transfer tab and/or using the Create Grade Reporting Report.

SRG2075 - Cumulative Grd Avg Info By Student (Info Only)

Parameter Description	Value	List
Ending School Year (YYYY)	<input type="text" value="2025"/>	
Campus ID	<input type="text" value="001"/>	:
Method (G=Grade Point,N=Numeric)	<input type="text" value="G"/>	
Student ID (Blank for All)	<input type="text"/>	:
Grade Level (Blank for All)	<input type="text"/>	:
If Grades used = Sem, Include Sem 1 (Y,N)	<input type="text"/>	
If Grades used = Sem, Include Sem 2 (Y,N)	<input type="text"/>	
If Grades used = Sem, Include Sem 3 (Y,N)	<input type="text"/>	
If Grades used = Sem, Include Sem 4 (Y,N)	<input type="text"/>	
If Grades used = Cyc, Include Sem 1, Cyc 1 (Y,N)	<input type="text"/>	
If Grades used = Cyc, Include Sem 1, Cyc 2 (Y,N)	<input type="text"/>	
If Grades used = Cyc, Include Sem 1, Cyc 3 (Y,N)	<input type="text"/>	
If Grades used = Cyc, Include Sem 2, Cyc 1 (Y,N)	<input type="text"/>	
If Grades used = Cyc, Include Sem 2, Cyc 2 (Y,N)	<input type="text"/>	
If Grades used = Cyc, Include Sem 2, Cyc 3 (Y,N)	<input type="text"/>	
If Grades used = Cyc, Include Sem 3, Cyc 1 (Y,N)	<input type="text"/>	
Credit Level (E=Elem,M=Mid,H=High)	<input type="text" value="H"/>	
Exclude Stu Crs Excl from Honor Roll (Y,N)	<input type="text"/>	
Include Courses from Other Campuses (Y,N)	<input type="text"/>	

SGR2075 - Cumulative Grade Avg Info by Student

With this report you get a breakdown by year and course that can be used to compare against report from Current and Cumulative GPA Utility Reports:

- A.** Semester Grade Earned
- B.** Weighted Value, GA Wgt, GA Table
- C.** GPA Override
- D.** Yearly totals that can be compared to Current and/or Cumulative GPA Utility reports. **Cumulative Total** at the end of the report that can be compared to Cumulative GPA Utility reports. These can also be used to compare hand calculated totals done by year.

Date Run: 4/6/2025 9:57 AM
 Cnty-Dist: TST-160
 Campus: 001

Cumulative Grade Point Grade Averaging
 **** Information only. No update ****
 001 School
 Exclude Stu Crs Excl from Honor Roll:N
 Include Courses from Other Campuses:N

Program ID: SGR2075
 Page: 1 of 2
 Credit Level: H

000048 Barela, Hannah J

Sch Year: 2025 Grade Level: 12 Grades Used: Semester Campus: 001

Course Title	Crs Nbr	Sec	Sem	Grade	Weighted Value	GA Wgt	GA Table	Crtd	GPA Override	HRoll Cd	Credit		
ENGLISH 4	7104	03	1	088	2.90	1	R	H			5.0		
ALG REASONING	7205	05	1	089	2.95	1	R	H			5.0		
ANATOMY & PHYS	7305	07	1	077	2.35	1	R	H			5.0		
US GOVT	7406	06	1	084	2.70	1	R	H			5.0		
ATHLETICS G	7777	08	1	100	0	0	R	H			5.0		
LAW ENFRC 1	8071	04	1	097	3.35	1	R	H			5.0		
ENGLISH 4	7104	03	2	088	2.90	1	R	H			5.0		
ALG REASONING	7205	05	2	085	2.75	1	R	H			5.0		
ANATOMY & PHYS	7305	07	2	087	2.85	1	R	H			5.0		
ECONOMICS FE	7505	06	2	089	2.95	1	R	H			5.0		
ATHLETICS G	7777	08	2	095	0	0	R	H			5.0		
LAW ENFRC 1	8071	04	2	088	2.90	1	R	H			5.0		
										D			
										28.6	10	Grade Avg: 2.8600	30.0

Sch Year: 2024 Grade Level: 11 Grades Used: Semester Campus: 001

Course Title	Crs Nbr	Sec	Sem	Grade	Weighted Value	GA Wgt	GA Table	Crtd	GPA Override	HRoll Cd	Credit		
ENGLISH 3	7103	03	1	087	2.85	1	R	H			0.5		
ALGEBRA 2	7202	05	1	077	2.35	1	R	H			0.5		
FORENSIC SCI	7306	01	1	080	3.00	1	A	H			0.5		
US HISTORY	7403	04	1	072	2.10	1	R	H			0.5		
ATHLETICS G	7775	08	1	091	3.05	1	R	H			0.5		
SPANISH 2	7882	06	1	079	2.45	1	R	H			0.5		
THEA PROD 3	7897	02	1	100	3.50	1	R	H			0.5		
CHEERLEADING	9984	07	1	100	0	0	R	H			0.5		
ENGLISH 3	7103	03	2	078	2.40	1	R	H			0.5		
ALGEBRA 2	7202	05	2	084	2.70	1	R	H			0.5		
FORENSIC SCI	7306	01	2	080	3.00	1	A	H			0.5		
US HISTORY	7403	04	2	078	2.40	1	R	H			0.5		
ATHLETICS G	7775	08	2	092	3.10	1	R	H			0.5		
SPANISH 2	7882	06	2	072	2.10	1	R	H			0.5		
THEA PROD 3	7897	02	2	100	3.50	1	R	H			0.5		
CHEERLEADING	9984	07	2	095	0	0	R	H			0.5		
										D			
										38.5	14	Grade Avg: 2.7500	8.0

Date Run: 4/6/2025 9:57 AM
 Cnty-Dist: TST-160
 Campus: 001

Cumulative Grade Point Grade Averaging
 **** Information only. No update ****
 001 School
 Exclude Stu Crs Excl from Honor Roll:N
 Include Courses from Other Campuses:N

Program ID: SGR2075
 Page: 2 of 2
 Credit Level: H

000048 Barela, Hannah J

Sch Year: 2021 Grades Used: Semester Campus: 041

Course Title	Crs Nbr	Sec	Sem	Cyc	Grade	Weighted Value	GA Wgt	GA Table	Crtd	GPA Override	HRoll Cd	Credit	
HEALTH EDUCATIO	7660	16	1	2	085	2.75	1	R	H			0.5	
HEALTH EDUCATIO	7660	16	1	3	091	3.05	1	R	H			0.5	
										D			
										5.8	2	Grade Avg: 2.90	1.0
										132.1	51	Cumulative Grade Avg: 2.59	54.5

SGR2075 - Cumulative Grade Avg Info by Student

What to do with this report?

- Take a sampling of students (top 2-3, middle 2-3, and bottom 2-3) in ranking and hand calculate totals for each year (use SGR2047 AAR Multi-Year Transcript report) and compare to what SGR2075 shows.
- If mistakes are found make correction and rerun the appropriate utility(ies). Common mistakes are:

- GA wgt and/or GA table determined to be wrong on course
- Student grade incorrect
- Weighted value incorrect in table

Date Run: 4/6/2025 9:57 AM
 Cnty-Dist: TST-160
 Campus: 001

Cumulative Grade Point Grade Averaging
 **** Information only. No update ***
 001 School
 Exclude Stu Crs Excl from Honor Roll:N
 Include Courses from Other Campuses:N

Program ID: SGR2075
 Page: 1 of 2
 Credit Level: H

000048 Barela, Hannah J

Sch Year: 2025 Grade Level: 12 Grades Used: Semester Campus: 001

Course Title	Crs Nbr	Sec	Sem	Grade	Weighted Value	GA Wgt	GA Table	Crdt	GPA Override	HRoll Cd	Credit		
ENGLISH 4	7104	03	1	088	2.90	1	R	H			5.0		
ALG REASONING	7205	05	1	089	2.95	1	R	H			5.0		
ANATOMY & PHYS	7305	07	1	077	2.35	1	R	H			5.0		
US GOVT	7406	06	1	084	2.70	1	R	H			5.0		
ATHLETICS G	7777	08	1	100	0	0	R	H			5.0		
LAW ENFRG 1	8071	04	1	097	3.35	1	R	H			5.0		
ENGLISH 4	7104	03	2	088	2.90	1	R	H			5.0		
ALG REASONING	7205	05	2	085	2.75	1	R	H			5.0		
ANATOMY & PHYS	7305	07	2	087	2.85	1	R	H			5.0		
ECONOMICS FE	7505	06	2	089	2.95	1	R	H			5.0		
ATHLETICS G	7777	08	2	095	0	0	R	H		D	5.0		
LAW ENFRG 1	8071	04	2	088	2.90	1	R	H			5.0		
28.6 10											Grade Avg:	2.8600	30.0

Sch Year: 2024 Grade Level: 11 Grades Used: Semester Campus: 001

Course Title	Crs Nbr	Sec	Sem	Grade	Weighted Value	GA Wgt	GA Table	Crdt	GPA Override	HRoll Cd	Credit		
ENGLISH 3	7103	03	1	087	2.85	1	R	H			0.5		
ALGEBRA 2	7202	05	1	077	2.35	1	R	H			0.5		
FORENSIC SCI	7306	01	1	080	3.00	1	A	H			0.5		
US HISTORY	7403	04	1	072	2.10	1	R	H			0.5		
ATHLETICS G	7775	08	1	091	3.05	1	R	H			0.5		
SPANISH 2	7882	06	1	079	2.45	1	R	H			0.5		
THEA PROD 3	7897	02	1	100	3.50	1	R	H			0.5		
CHEERLEADING	9984	07	1	100	0	0	R	H			0.5		
ENGLISH 3	7103	03	2	078	2.40	1	R	H			0.5		
ALGEBRA 2	7202	05	2	084	2.70	1	R	H			0.5		
FORENSIC SCI	7306	01	2	080	3.00	1	A	H			0.5		
US HISTORY	7403	04	2	078	2.40	1	R	H			0.5		
ATHLETICS G	7775	08	2	092	3.10	1	R	H			0.5		
SPANISH 2	7882	06	2	072	2.10	1	R	H			0.5		
THEA PROD 3	7897	02	2	100	3.50	1	R	H			0.5		
CHEERLEADING	9984	07	2	095	0	0	R	H			0.5		
38.5 14											Grade Avg:	2.7500	8.0

Date Run: 4/6/2025 9:57 AM
 Cnty-Dist: TST-160
 Campus: 001

Cumulative Grade Point Grade Averaging
 **** Information only. No update ***
 001 School
 Exclude Stu Crs Excl from Honor Roll:N
 Include Courses from Other Campuses:N

Program ID: SGR2075
 Page: 2 of 2
 Credit Level: H

000048 Barela, Hannah J

Sch Year: 2025 Grade Level: 12 Grades Used: Semester Campus: 041

Course Title	Crs Nbr	Sec	Sem	Cyc	Grade	Weighted Value	GA Wgt	GA Table	Crdt	GPA Override	HRoll Cd	Credit	
HEALTH EDUCATIO	7660	16	1	2	085	2.75	1	R	H			0.5	
HEALTH EDUCATIO	7660	16	1	3	091	3.05	1	R	H			0.5	
5.8 2											Grade Avg:	2.90	1.0
132.1 51											Cumulative Grade Avg:	2.59	54.5

This report is similar to SGR 2075 report but returns data for **only 1 year (current or previous)**. This report displays information used in calculating grade average and class rank for each of a student's courses, one student per page.

This report is useful because it shows how each student's GPA was calculated for each course for the **current year**, including the weights, tables, and values.

This report can be printed for one student, grade level, or campus.

Date Run: 4/4/2025 2:08 PM		Numeric Grade Averaging **** Information only. No update ****				Program ID: SGR2070				
		Sch Year: 2025				Page: 1 of 201				
		Exclude Stu Crs Excl from Honor Roll:N				Grades used: Semester				
		Include Courses from Other Campuses:N				Grade Level: 12				
Course Title	Crs Nbr	Sec	Sem	Grade	Weighted Value	GA Wgt	GA Tbl	Crtd Lvl	GPA Override	HRoll Cd
CPENG-4	1007	11	1	088	88.00	1	R	H		
CPMATH-4	2008	06	1	080	80.00	1	R	H		
Anatomy&Physiol	3012	04	1	094	94.00	1	R	H		
ODY Economics	5003	05	1	082	82.00	1	R	H		
Band 4	9008	01	1	099	0	0	R	H		
CPENG-4	1007	11	2		0	1	R	H		
CPMATH-4	2008	06	2		0	1	R	H		
Anatomy&Physiol	3012	04	2		0	1	R	H		
Band 4	9008	01	2		0	0	R	H		
						344	7	Grade Avg: 49.1428		

This report provides a breakdown by school year for each student, allowing you to verify grade point, numeric, and four-point grade averaging data for students at the campus, as well as credits and class ranking for the year.

This report can be run for the **current year, prior year, or all years.**

This report does not perform calculations or updates; the calculations and updates are performed by the Grade Averaging and Class Ranking utility and must be run first.


1:50 PM

Grade Avg and Class Rank Report
(Information ONLY - No Update)

Program ID: SGR2060
1 of 4

Stu ID	Grd	Gavg Yr	GP Crs Fctr	GP Ttl Val	GP Avg	Num Crs Fctr	Num Ttl Val	Num Avg	4pt Crs Fctr	4pt Ttl Val	4pt Avg	Crdt	Rank	Nbr of Stu
992147	12	2025	7	470.0	67.1428	0	0	0.0000	9	17.0	1.8888	2.5	51	174
991654	12	2025	8	549.0	68.6250	0	0	0.0000	11	22.0	2.0000	3.5	36	174
996478	12	2025	12	548.0	45.6666	0	0	0.0000	13	16.0	1.2307	3.5	167	174
992010	12	2025	10	501.0	50.1000	0	0	0.0000	12	18.0	1.5000	3.0	162	174
992048	12	2025	6	420.0	70.0000	0	0	0.0000	11	23.0	2.0909	3.5	29	174
991653	12	2025	4	375.0	93.7500	0	0	0.0000	4	16.0	4.0000	2.0	1	174
995611	12	2025	10	561.0	56.1000	0	0	0.0000	11	24.0	2.1818	3.0	135	174
991744	12	2025	8	515.0	64.3750	0	0	0.0000	12	20.0	1.6666	4.5	82	174
992011	12	2025	9	550.0	61.1111	0	0	0.0000	12	23.0	1.9166	3.5	104	174
994300	12	2025	6	346.0	57.6666	0	0	0.0000	10	14.0	1.4000	3.0	126	174
991633	12	2025	8	567.0	70.8750	0	0	0.0000	12	22.0	1.8333	3.5	21	174
992012	12	2025	10	572.0	57.2000	0	0	0.0000	12	23.0	1.9166	3.5	129	174
991652	12	2025	10	912.0	91.2000	0	0	0.0000	13	48.0	3.6923	6.5	2	174
992288	12	2025	8	565.0	70.6250	0	0	0.0000	10	18.0	1.8000	2.5	25	174
991678	12	2025	5	384.0	76.8000	0	0	0.0000	9	19.0	2.1111	2.5	7	174
993104	12	2025	8	535.0	66.8750	0	0	0.0000	11	22.0	2.0000	3.0	54	174
991651	12	2025	5	322.0	64.4000	0	0	0.0000	9	17.0	1.8888	2.5	81	174
992049	12	2025	10	549.0	54.9000	0	0	0.0000	11	21.0	1.9090	3.5	142	174

[Exit Survey](#)



Contact Us

FOR ASSISTANCE



FOR REMOTE SUPPORT

<http://support.region16.net>

Upcoming Trainings

IMS Student Documentation

Go to <http://www.esc16.net>

Click on **SCHOOL SERVICES** tab

Under **School Services** click **IMS/TSDS**

Click **IMS Student**

Username: **IMSStudent** password:
stuims16ESC!

Click Documentation