


# Welcome to the May 411!



Please scan QR code or  
click link [here](#) to proceed  
to Padlet.

You will be prompted to  
answer 3 questions  
before we begin the  
webinar today.

**Thank you for your  
participation!**

# 411 Webinar

IMS Business

May 20, 2026

# Zoom Norms

- Please make sure you are muted.
- If you are able, please turn on your camera.
- Please take a few minutes to fill out the brief questions on Padlet.



# ASCENDER Updates



 **ASCENDER Releases**

*Recent Update **11.0900** installed on **May 7, 2026***

# District Administration

## *District Administration > Maintenance > Non-Employee*

- Added the **Texas Unique Staff ID** field to the **Non-Employee Directory Search**.
  - This feature allows LEAs to search for individuals by the **Texas Unique Staff ID** since it is the only identifier on the Level 1 Error Report.



Non-Employee Directory Search ✕

Employee Number:  First Name:  Last Name:  Texas Unique Staff ID:



# District Administration

## ***TSDS Overnight Chron Job***

- Modified the job to only process the LEA once per night if the LEA has been migrated to Ed-Fi Sync.



# Payroll

## ***Payroll Processing > Run Payroll***

- Modified the program to remove the following warning message from the error log when an employee has a Termination Date that is prior to their Latest Re-Employed Date:
  - ***Warning: Active employee has termination date.***



# Finance

## ***Utilities > Fiscal Year Close***

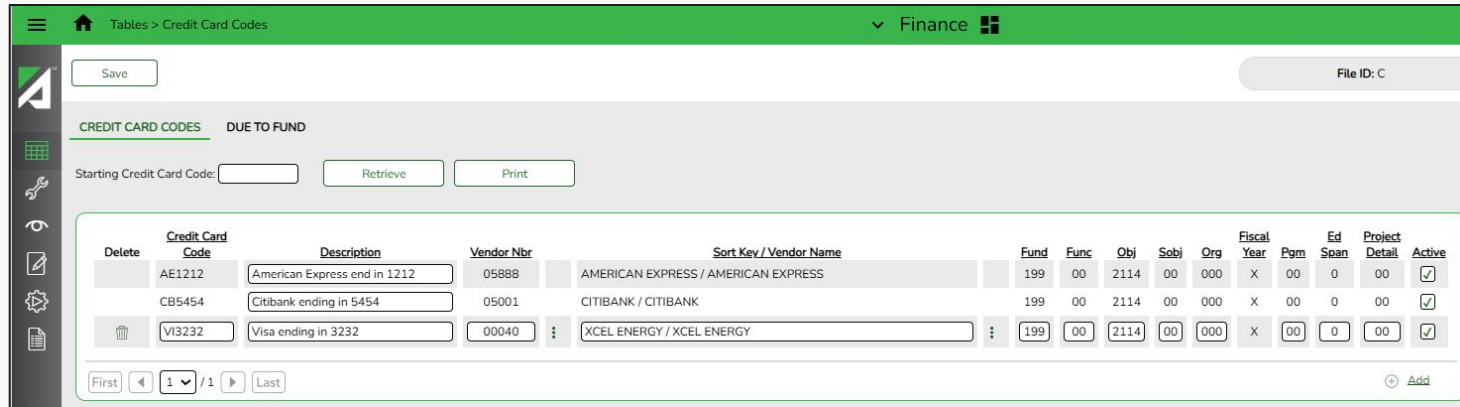
- For added clarity, renamed the **New File ID** drop-down field to **New Historical File ID**.
- Modified the program to allow the **Carry Forward Balances** field to be unselected when the *Continue* or *Continue/Increment* fields are selected. This change allows account codes to be carried forward without the balances.



# Finance

## Tables > Credit Card Codes

- Corrected an issue that prevented the deletion of new or existing credit card codes. The existing functionality still prevents the modification or deletion of credit card codes currently "in use".



Tables > Credit Card Codes

Save

File ID: C

CREDIT CARD CODES DUE TO FUND

Starting Credit Card Code:  Retrieve Print

Delete	Credit Card Code	Description	Vendor Nbr	Sort Key / Vendor Name	Fund	Func	Obj	Subj	Org	Fiscal Year	Pgm	Ed Span	Project Detail	Active
<input type="checkbox"/>	AE1212	American Express end in 1212	05888	AMERICAN EXPRESS / AMERICAN EXPRESS	199	00	2114	00	000	X	00	0	00	<input checked="" type="checkbox"/>
<input type="checkbox"/>	CB5454	Citibank ending in 5454	05001	CITIBANK / CITIBANK	199	00	2114	00	000	X	00	0	00	<input checked="" type="checkbox"/>
<input checked="" type="checkbox"/>	VI3232	Visa ending in 3232	00040	XCEL ENERGY / XCEL ENERGY	199	00	2114	00	000	X	00	0	00	<input checked="" type="checkbox"/>

First 1 / 1 Last Add



# Reminders



---

**Important Information to Review**

# Updating TRS Rates

- *Payroll > Tables > Tax/Deductions > TRS Rates*



**CAUTION:** Be sure to retrieve the 2027 data prior to updating this tab.

Tables > Tax/Deductions Payroll

Save Year: N Frequency: F

School Year:

**CAUTION:** Be sure to type the new school year and click **Retrieve** before entering the updated rates.

EXEMPTIONS INCOME TAX FICA TAX UNEMPLOYMENT **TRS RATES** AN

TRS Rate	Member Retirement Contribution:	<input type="text" value="8.25%"/>
TRS Insurance	Member Care Contribution:	<input type="text" value="0.65%"/> Employer Paid: <input type="checkbox"/>
District Rate	State Contribution:	<input type="text" value="8.250%"/>
TRS Care Rate	Federal TRS Care:	<input type="text" value="1.25%"/>
TRS Care Emplr Contrib	RE TRS Care Contribution:	<input type="text" value="0.75%"/>
TRS IRS Salary Cap:		<input type="text" value="345,000.00"/>
TRS Non-OASDI Rate	Public Education Employer Contribution (PEEC):	<input type="text" value="2.000%"/>



# Creating Service Records

- Ensure that service records are run for the **2026** year at the appropriate time – not too early and not too late.
- Both timing and accuracy are vital regarding when service records are created to ensure the correct data is populated.
- The guide to **Create Service Records** can be found in ASCENDER Help and is linked [here](#).
- The training covering this process is **tomorrow**, May 21st.



# TRS Retiree Surcharges

- Review retiree surcharges. Remember, this is **only paid during months when the employee is actually in the building working.**
- **Note:** If your LEA will pay the Retiree Surcharge on a retiree *next year*, select the NY Take Retiree Surcharge checkbox to ensure this amount is included in budget.

Maintenance > Employment Info

Personnel

Save

Employee: [ ] Retrieve Directory

EMPLOYMENT INFO

Employee Status: 1 Active professional

Employed

Employment Dates

Original Emp Date: 08-09-1999

Latest Re-Employ Date: 00-00-0000

Termination Date: 00-00-0000

Extract for TSDS:

Termination Reason: [ ]

Eligible for Re-hire:

Percent Day Employed: 100%

Employment Types

Employment Type: F Half-Time or more

Sub Type: [ ]

Highly Qualified:

Year Round:

Extract ID: [ ]

Highest Degree: 1 Bachelor's

Retiree Information

Retirement Date: 00-00-0000

Retiree Employment Type: [ ]

Take Retiree Surcharge:

NY Take Retiree Surcharge:

Delete	Deduction Code	Net Amount	Emplr Contrib	Remain Pymts
	- TRC CARE EMPLOYER SURCHARGE	0.00	0.00	0



# May TRS Update

- Includes pertinent information, timely reminders, and updates
- Check for TRS Updates throughout the summer



# Payroll Accrual Variance Extract

- ***Payroll > Utilities > Payroll Accrual Variance Extract***
- **It is recommended to:**
  - Run and monitor this monthly
  - Post your federal fund variances after your June payroll

***Reminder:*** *This process is only necessary for LEAs who accrue monthly.*



# For Districts with July Fiscal Year Start

- There are several payroll-related items that will need to be addressed prior to running your July payroll.
- These will be reviewed during the Finance EOY training on **June 16th**.
- Please note that for LEAs who accrue monthly, the *End-of-Year Accruals for June Year-End LEAs* process will be sent out separately prior to the end of May and the other EOY processes will be covered in the June 16th webinar.



# Quarterly Reports

- **For Second Quarter (April-June)**
  - 941 and Unemployment reports
  - Due on or before **July 31st**

Your Form 941 is due by the last day of the month that follows the end of the quarter.

## When To File Form 941

The quarter includes...	Quarter ends	Form 941 is due
1. January, February, March	March 31	April 30
2. April, May, June	June 30	July 31
3. July, August, September	September 30	October 31
4. October, November, December	December 31	January 31



# TSDS Summer PEIMS Submission

- Submission Due: **June 18th**
- Resubmission Due Date: **July 16th**



# TSDS ECDS-Pre-K Submission

- Submission Due: **June 25th**
- **Important Reminder:**
  - Review/update **Teaching Specialization** information for **PK teachers** only.
  - *Personnel > Maintenance > Staff Demo > Credentials*

The screenshot shows the ASCENDER system interface. The top navigation bar is green and contains a home icon, the text 'Maintenance > Staff Demo', and a 'Personnel' link with a red callout '1'. The left sidebar is dark grey and contains a 'Maintenance' menu with a red callout '2', and a 'Staff Demo' menu with a red callout '3'. The main content area has a 'Save' button and an 'Employee:' field with 'Retrieve' and 'Directory' buttons. Below this are tabs for 'DEMOGRAPHIC INFORMATION', 'CREDENTIALS' (with a red callout '4'), 'VERIFICATION', 'INSURANCE', 'SERVICE RECORD', and 'RESPONSIBILITY'. The 'Education' section has a table with columns 'Delete', 'College', 'Year', 'Major', and 'Minor', and a 'Refresh College' button. The 'Certification' section has a table with columns 'Delete', 'Certification Type', 'Date', 'Specialty Area', 'Teaching Specialization' (with a red callout '5' and a red box around the dropdown), 'Date Expire', and 'Exp. Yr'. The 'Teaching Specialization' dropdown is currently set to 'PK3 - PreK'.



# TSDS ECDS-Pre-K Submission

The screenshot displays the 'Personnel' table in the TSDS ECDS-Pre-K Submission system. The 'TEACHING SPECIALIZATION' column is highlighted with a red box. Below the table, a dropdown menu is open, showing a list of teaching specialization codes and their descriptions. The code 'PEIMS PK Teacher Requirement' is highlighted in the dropdown menu.

MAJOR / MINOR	COLLEGE CODE	CERTIFICATION TYPE	SPECIALTY AREA	TEACHING SPECIALIZATION	SERVICE RECORD NOTES
				TEACHING SPECIALIZATION	

Delete	Teaching Spec Code	Teaching Description	PEIMS PK Teacher Requirement
	P98	P98	98 PK teacher in a school district no additional HQPK Qualification
	PK1	PK1	01 Certification offered through an AMI or MACTE accredited center
	PK2	PK2	
	PK3	PK3	03 Employed as PK teacher in district where PK prof development is met
	PK4	PK4	
	PK5	PK5	05 A Child Development Associate (CDA) credential
	PK6	PK6	06 Documented completion of the TSR Comprehensive
	PK7	PK7	07 A degree in early childhood education or a related field
	PK8	PK8	08 8+ yrs tchg exp natl accredited child care pgm or Texas Rising Star Pgm

01 Certification offered through an AMI or MACTE accredited center
03 Employed as PK teacher in district where PK prof development is met
05 A Child Development Associate (CDA) credential
06 Documented completion of the TSR Comprehensive
07 A degree in early childhood education or a related field
08 8+ yrs tchg exp natl accredited child care pgm or Texas Rising Star Pgm
09 Contract Ently-2+ yrs tch natl child care pgm/txRisingStar & CDA/TEA appd EC cred
10 Contract Ently-2+ yrs tch natl child care pgm/txRisingStar & cert aced AMI/MACTE
11 Contract Ently-Emplyd PK teacher that met specific Pre-K prof develop reqmnts
12 Contract Ently-A degree in early childhood education or a related field
13 Contract Ently-8+ yrs tchg exp natl accred child care pgm or TX Rising Star Pgm
98 PK teacher in a school district no additional HQPK Qualification
99 Emp PK teacher in LEA no additional HQPK Qualification

- **PK Teacher Requirement Codes**
  - *Personnel > Tables > Credential > Teaching Specialization*
  - Review and update table as needed



# Other TSDS Due Dates

- **TSDS Residential Facility Tracker (RFT) Due: July 16th**
- **TSDS Special Education Data System (SPEDS) Due: July 30th**



# Unique IDs

- For **student workers** hired to work during the summer, make sure to **add a Termination Date** when they finish working. Not adding a Termination Date will cause them to be picked up for the Unique ID extract when you run Unique IDs in August which can cause additional issues.
- When running Unique IDs for new staff in August, make sure to verify all of the employees listed should be included in the Unique ID assignment process. Remember, if you had any “placeholder positions” added, you do not want Unique IDs assigned to those “employees.”



# Security Administrators

- Review users, roles, and permissions in the Security Administration application to ensure that all information is current.
- Why is this important?
  - Limit access to authorized users only
  - Keep all district information secure
  - Avoid the potential for data to be maliciously changed
- Our Zoom training covering both Security Administration and District Administration is on **July 16th**.
- Be sure that district staff know who the security administrator is at your LEA in case of ASCENDER account issues (ex. locked out).



# Important Security Reminder

- The TCC has received several reports regarding bad actors attempting to access district employees' EmployeePortal (EP) accounts to change banking information. The good news is that the MFA currently in place has successfully prevented unauthorized access to employees' information within the EmployeePortal.
- **Please remind your employees to stay vigilant, read all ASCENDER-generated emails, and report any suspicious activity immediately.**



# ASCENDER ESC-16 Tickets

- Put appropriate **Summary** (Title) and detailed **Description** of issue or question.
- Choose appropriate **System Category** and **Application**.
- Provide attachments that give additional background or information regarding the request. Screenshots are very beneficial for our research.
- Provide the best phone number to reach you.
- Choosing **Sharing with LEA** vs. **Private Request**
  - Depends upon information included in the ticket
  - If private info is shared, choose **Private Request** but make sure to include LEA Name in ticket body



# Review Fund Totals

- **EOM Close Reminder**
  - Confirm all fund totals are zero monthly
  - Run an inquiry to review:
    - **Fund Total (YTD), Fund Total (Current), Fund Total (Next)**
  - If fund totals are not zero, identify the account code and submit a ticket for assistance.
- **Review BEFORE Finance EOY Process**
  - Resolve all out-of-balance issues before processing the Finance EOY.
  - Early action now prevents last-minute audit requests and urgent corrections later on.



# Review Fund Totals

Home Inquiry > General Ledger Inquiry v Finance

File ID: C

GENERAL LEDGER INQUIRY GENERAL LEDGER ACCOUNT SUMMARY EMPLOYEE DISTRIBUTION LIST INQUIRY OVER EXPENDED ACCOUNT SUMMARY

Processed  Current Period: 04  Next Period: 05  Exclude Objects 61XX  Include Inactive Accounts

Show Details *Report will be Summary of:*

**Description**  
 Totals  Balance Accts Only

Account Code: Fund Func Obj Sobj Org -----Prog-----  
XXX : XX : XXXX : XX : XXX : X : XX : X : XX :

Retrieve Reset

Fund Total (YTD):	0.00
Fund Total (Current):	0.00
Fund Total (Next):	0.00



# Website & IMS Business Login

- Username: imsbusiness
- Password: busims16ESC!

The screenshot displays the website for Region 16 Education Service Center. At the top left is the logo with the tagline "Serve. Lead. Ignite." and a search bar on the right. A navigation menu includes links for "About Us", "Employment", "School Support and Academic Services", "School Services", "Business Services", and "Superintendent Resources". The main content area features a breadcrumb trail "IMS Business » IMS Business" and a large banner with the "IMS BUSINESS" logo. Below the banner are buttons for "IMS Home", "IMS Business", "IMS Student", and "IMS TSDS". A sidebar on the left lists menu items: "IMS Business", "Announcements", "Training", "Documentation", "411 Webinar", "Helpful Links", and "Support". At the bottom of the sidebar is a "Subscribe to IMS Announcements" button. In the bottom right corner of the page, there is a circular logo for "ASCENDER TICKET SYSTEM" and a warning triangle icon.

# Subscribe to IMS Announcements



- Log into the IMS Business Homepage
- Click on **Subscribe to IMS Announcements**, fill out form, and submit



# New Employee Information Form

- Let us know about new employees or changes in staff who use ASCENDER
- Log into the IMS Business Homepage
- Click on **New District Employee Form**, fill out form, and submit

Subscribe to IMS  
Announcements

IMS Business Training  
Schedule 2025-2026

New District Employee  
Form



# Trainings



---

**Webinars and In-Person**

# 25-26 IMS Business Trainings

IMS Business » Trainings/ Recordings

## Trainings/ Recordings

IMS Business

Announcements


Documentation

Trainings/ Recordings

411 Webinar

Helpful Links

Support



[IMS Home](#)   [IMS Business](#)   [IMS Student](#)   [IMS TSDS](#)

Use the session links in the document below to register for upcoming trainings

**2025-2026 Business Training List**

**Available Training Recordings for the 2025-2026 School Year**

Date	IMS Business Training
04/09/2026	ASCENDER Business - Tips, Tricks and Reminders for Business Users (Zoom)
02/10/2026	ASCENDER Credit Card Reconciliation (Zoom)
	ASCENDER Bank Reconciliation

**Subscribe to IMS Announcements**

**IMS Business Training Schedule 2025-2026**

**New District Employee Form**

### IMS ASCENDER Business Trainings September 2025 - August 2026

Registration links for trainings are linked in the Session # column found below. Click the link and follow steps to complete the registration process. 411 webinars are recorded and posted on the IMS Business page. Other Zoom training courses are recorded and available upon request by completing the Business Training Recording Request Form on the IMS Business Training Page.

Session #	Date	Start	End	IMS Business Trainings
1029850	9/11/25	9:00 AM	4:00 PM	TEA Student Attendance Accounting Handbook Review
1031746	9/24/25	10:00 AM	12:00 PM	Monthly 411 Webinar (Zoom)
1031749	9/25/25	9:00 AM	11:00 AM	Business - New User Overview (Zoom)
1031751	9/30/25	9:00 AM	11:00 AM	Purchasing - New User Overview (Zoom)
1031752	10/27/25	9:00 AM	11:00 AM	Personnel & PR - New User Overview & New Employee Setup (Zoom)
1031756	10/27/25	1:30 PM	3:30 PM	Payroll Processing for New Users (Zoom)
1031759	10/28/25	9:00 AM	11:00 AM	TRS Reporting Process for New Users (Zoom)
1031760	10/29/25	10:00 AM	12:00 PM	Monthly 411 Webinar (Zoom)
1031766	11/11/25	9:00 AM	11:00 AM	Finance - New User Session 1 (Zoom)
1031768	11/11/25	1:30 PM	3:30 PM	Finance - New User Session 2 - UPDATED DATE (Zoom)
1031771	11/19/25	10:00 AM	12:00 PM	Monthly 411 Webinar (Zoom)
1031773	11/20/25	1:30 PM	2:15 PM	Business - New User Check-In (Zoom)
1031785	12/17/25	10:00 AM	12:00 PM	Monthly 411 Webinar (Zoom)
1031780	1/7/26	9:00 AM	11:00 AM	IW-2 Processing (Zoom)
1031782	1/7/26	1:30 PM	3:30 PM	1099 Processing (Zoom)
1031787	1/21/26	1:30 PM	2:15 PM	Business - New User Check-In (Zoom)
1031788	1/28/26	10:00 AM	12:00 PM	Monthly 411 Webinar (Zoom)
1031813	2/10/26	9:00 AM	11:00 AM	Bank Reconciliation (Zoom)
1031819	2/10/26	1:30 PM	3:30 PM	Credit Card Reconciliation (Zoom)
1031821	2/18/26	10:00 AM	12:00 PM	Monthly 411 Webinar (Zoom)
1031716	3/4/26	9:00 AM	4:00 PM	Budget Process & Next Year Payroll Process
1031825	3/25/26	10:00 AM	12:00 PM	Monthly 411 Webinar (Zoom)
1031854	4/9/26	9:00 AM	11:00 AM	Business Tips, Tricks & Reminders (Zoom)
1031837	4/29/26	10:00 AM	12:00 PM	Monthly 411 Webinar (Zoom)
1031849	5/20/26	10:00 AM	12:00 PM	Monthly 411 Webinar (Zoom)
1031863	5/21/26	9:00 AM	11:00 AM	Creating Service Records (Zoom)
1032942	6/10/26	9:00 AM	12:00 PM	Setting Up & Managing Student Activity Funds (Zoom)
1031867	6/16/26	9:00 AM	12:00 PM	EOY Processes for June Fiscal Year-Ends (Zoom)
1031871	7/16/26	9:00 AM	12:00 PM	District Administration & Security Administration (Zoom)
1031717	7/22/26	9:00 AM	12:00 PM	EmployeePortal: Overview & Set-Up
1031718	8/5/26	9:00 AM	4:00 PM	EOY Processes for End of Fiscal School Year
1031852	8/26/26	10:00 AM	12:00 PM	Monthly 411 Webinar (Zoom)

REGION 16  
Education Service Center   *Serve. Lead. Ignite.*



# 411 Webinars

- **August 26th**
  - Session #: [1031852](#)
- No 411s in June or July.
- *411 Sessions begin at 10:00am.*



# IMS Business Trainings (Zoom)

- Creating Service Records
  - **May 21st @ 9:00am-11:00am**
  - Session #: [1031863](#)
- Setting Up & Managing Student Activity Funds
  - **June 10th @ 9:00am-11:00am**
  - Session #: [1032942](#)



# IMS Business Trainings (Zoom)

- EOY Processes for June Fiscal Year-Ends
  - **June 16th @ 9:00am-12:00pm**
  - Session #: [1031867](#)
- District Administration & Security Administration
  - **July 16th @ 9:00am-12:00pm**
  - Session #: [1031871](#)



# IMS Business Trainings (In-Person)

- EmployeePortal Training: Overview and Set Up
  - **July 22nd @ 9:00am-12:00pm**
  - Session #: [1031717](#)
- EOY Processes for End of Fiscal School Year
  - **August 5th @ 9:00am-4:00pm**
  - Session #: [1031718](#)



# 2026 ASCENDER Business Conference

## “Taking Care of Business, The ASCENDER Way”

- **June 23rd-25th, 2026**
  - Will be held in **San Antonio, Texas**
  - Conference Registration fee: **\$300**
  - Sessions are presented by ASCENDER consultants from around the state
  - The user conference will be business only this year
  - Region 20 ESC **Session #:** [110391](#)
    - *Must register through Region 20 ESC website*



# Spotlight



---

## **TRS and Summer School Payments Process**

# TRS and Summer School Payments Process

APRIL 2026

Reporting Employers  
**UPDATE**

Vol. 45 Number 4

TEACHER RETIREMENT SYSTEM of TEXAS

## Reporting Summer School Work At ISDs And Charter Schools With Position Code 09



Position Code 09 should only be used to report ISD and charter school employees whose regular school year job is subject to the state minimum salary, but who are also working summer school outside of their regular contract as a separate job (e.g., teachers, nurses, counselors, librarians, etc.).

*Please note:* Any employees that work in the summer but do not fall under the Position Code 09 requirements should be reported with a separate summer contract in the position code associated with the work that they perform. For example, a bus driver that is working summer school bus routes would still be reported as position code 04.



# TRS and Summer School Payments Process

ASCENDER Online Help

- Helpful Tips
- Browser Settings
- Document Attachments
- ASCENDER Business Guides & Checklists** <sup>1</sup>
- Printable Help
- Accounts Receivable
- Asset Management
- Bank Reconciliation
- Budget
- Finance
- Grants And Projects
- Payroll
- Personnel
- Position Management
- Purchasing
- Warehouse

## ASCENDER Business Guides & Checklists Homepage

Welcome to the ASCENDER Business Guides & Checklists Homepage. Select an application tab to view a list of guides & checklists for that application, if available.

\*If CRT is listed in the document title, the document was created by a Consultant Resource Team (CRT). A Consultant Resource Team includes approved users from across the state.

- Accounts Receivable
- Asset Management
- Bank Reconciliation
- Grants and Projects
- Payroll** <sup>2</sup>
- Personnel
- Position Management
- EmployeePortal
- TSDS/PEIMS

### Payroll

- ASCENDER - (CRT) New Employee Setup
- ASCENDER - (CRT) August Accruals
  - Accrual Overview
- ASCENDER - (CRT) End-of-Year Accruals for June Year-End LEAs
- ASCENDER - (CRT) End-of-Year Payroll Verification
- ASCENDER - (CRT) First Payroll of the School Year (July Start LEAs)
- ASCENDER - (CRT) First Payroll of the School Year (September Start LEAs)
- ASCENDER - (CRT) Next Year Payroll Process
  - (CRT) Next Year Payroll Process Quick Checklist
- ASCENDER - (CRT) Process Payroll
- ASCENDER - (CRT) TRS Resources - The following guides/checklists are included:
  - ASCENDER - (CRT) TRS Reporting Process
  - **ASCENDER - (CRT) TRS and Summer School Payments** <sup>3</sup>
  - ASCENDER - (CRT) August TRS Reporting



# TRS and Summer School Payments Process

- Summer school payments apply to **ANY** work that is performed in the summer outside of the employee's normal contract/work agreement and is **not subject to the Statutory Minimum**.
  - The RE Portal only accepts summer school payments for reporting periods May - October with contract dates from May 15 - August 31.
  - Summer school payments should be reported under **TRS position code 09** for any employee whose regular school year position is subject to the Statutory Minimum and is also working summer school or is contracted to work outside of their normal contract/work agreement.



# TRS and Summer School Payments Process

- If an employee's regular school year job is not subject to the Statutory Minimum, **then do not use TRS position code 09**. The additional work should be reported under the employee's normal position code.
- Examples include:
  - **Summer School Aide** - TRS position code **03**
  - **Summer School Bus Driver** - TRS position code **04**
  - **Summer School Nutrition Employee** - TRS position code **07**



# Helpful Links

- May TRS Update Newsletter
- [ASCENDER TRS and Summer School Payments Process](#)
- Submit a [TIMS Ticket](#) for TSDS/PEIMS Assistance
- 25-26 IMS Business Trainings [Link](#)
- Submit support request: [ESC-16 ASCENDER Ticket System](#)
- Subscribe to [IMS Announcements](#)
- Submit a [New Employee Form](#)



# Thank you for attending!

Need assistance?

Please enter an ESC 16-ASCENDER Ticket (linked [here](#)).

Please fill out a brief 3 question survey (by scanning the QR code) or clicking this [link](#) to help us improve the next webinar.

